



MASONITE®

2019 Steel and Fiberglass Entry Systems



DISTRIBUTED BY

KENTUCKY WHOLESALE BUILDING PRODUCTS

954 Delaware Avenue | Lexington, Kentucky 40587-2120

Exterior Door Collections

AT A GLANCE



- Featuring superior woodgrain texture, distinct raised moldings and wider glass, Barrington doors offer the ultimate in style and durability.
- *More Barrington door options available, see page 14.

- VistaGrande Flush-Glazed doors offer a wider viewing area and clearer appearance over traditional glass inserts. Stile and rail features provide an authentic wood door look.

- Heritage Series Craftsman door designs are available as opaque in both 6'8" and 8'0" applications to provide privacy and security or add one of the designs from our Heritage Series decorative glass collection.



- Belleville doors feature distinct architectural details, a reinforced lock area and thousands of customizable glass and panel combinations to choose from.

- Masonite HD Steel doors come primed and ready to paint. These doors feature high-definition decorative panel profiles that closely replicate the appearance of a high-end wood door with the ultimate in security.

- Sta-Tru doors offer the security of steel. The door comes pre-finished with white paint, so there's no need for additional finishing unless you want to add a pop of color.
- Available in a wide range of profiles, sizes, glass and fire ratings, Sta-Tru steel doors are a sound choice for front door or house-to-garage applications.



OAKCRAFT
EXCEPTIONAL VALUE

- Oakcraft doors are specially engineered to provide performance and durability.



Barrington® BR3 Collection

Platinum Caming Only. Rough opening heights for doors including transoms: elliptical 98", rectangular 94 1/2", segment 99 3/4"



BAR451 BAR405 BAR451
(ALSO AVAILABLE IN MAHOGANY)



BRM451 BRM303 BRM451
(ALSO AVAILABLE IN OAK GRAIN)

BAR405 BR3	BAR405 OAK TEXTURED FIBERGLASS	BRM405 MAHOGANY FIBERGLASS
DOOR	1429	1588
+ 1SL	2338	2625
+ 2SL	3197	3706
+ 2SL & RECT. TRANSOM	3973	4387
+ 2SL & ELLIP. TRANSOM	4723	5139
+ 2SL & SEG. TRANSOM	4796	5211

BRM303 BR3	BAR303 OAK TEXTURED FIBERGLASS	BRM303 MAHOGANY FIBERGLASS
DOOR	1255	1450
+ 1SL	2166	2499
+ 2SL	3058	3530
+ 2SL & RECT. TRANSOM	3801	4274
+ 2SL & ELLIP. TRANSOM	4551	5025
+ 2SL & SEG. TRANSOM	4625	5096



BSN-2

BSN-2	MAH TEXTURED FIBERGLASS
DOOR	736

* ALL UNITS PRICED WITH 4 9/16 PRIMED FRAMES

Barrington® Craftsman



BRCSL-610-BC4 BRC-225-BC4 BRCSL-610-BC4

BRC-BC4	OAK TEXTURED FIBERGLASS	MAHOGANY FIBERGLASS
DOOR	1477	1976
+ 1SL	2485	3320
+ 2SL	3408	4600
DENTIL SHELF APPLIED EXTERIOR	135	182



BMT-2P CAMBER TOP PLANK

BMT-2P	MAH TEXTURED FIBERGLASS
DOOR	736

* ALL UNITS PRICED WITH 4 9/16 PRIMED FRAMES

Vistagrande Patio and French Doors

Instantly brighten any space with Vistagrande Flush-Glazed Fiberglass doors. Vistagrande doors offer a wider viewing area (26" wide glass) and cleaner appearance over traditional glass inserts.



HP 1LT LOW-E

CENTER HINGED PATIO	SMOOTH FG	FIR TXT FG
5/0X6/8	983	SPEC. ORDER
5/4X6/8	983	SPEC. ORDER
6/0X6/8	983	1340

HP 8LT SDL LOW-E

CENTER HINGED PATIO	SMOOTH FG	
5/0X6/8	1481	
6/0X6/8	1481	

HP 15LT GBG LOW-E

CENTER HINGED PATIO	SMOOTH FG	
5/0X6/8	1124	
5/4X6/8	1124	
6/0X6/8	1124	

FRENCH 1LT LOW-E

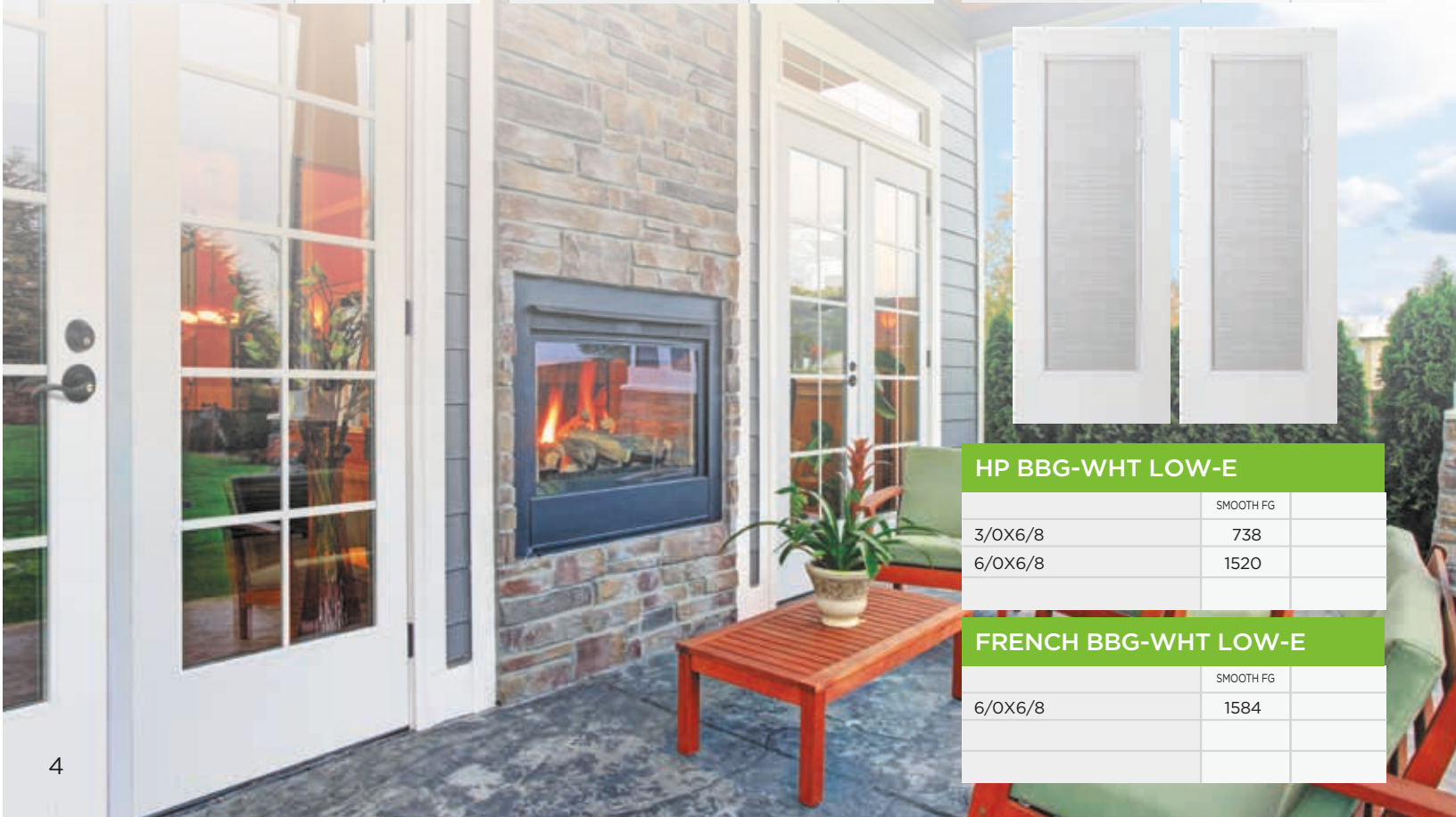
	SMOOTH FG	FIR TXT FG
5/0X6/8	1048	SPEC. ORDER
5/4X6/8	1048	SPEC. ORDER
6/0X6/8	1048	1426

FRENCH 8LT SDL LOW-E

	SMOOTH FG	
5/0X6/8	1545	
6/0X6/8	1545	

FRENCH 15LT GBG LOW-E

	SMOOTH FG	
5/0X6/8	1189	
5/4X6/8	1189	
6/0X6/8	1189	



HP BBG-WHT LOW-E

	SMOOTH FG	
3/0X6/8	738	
6/0X6/8	1520	

FRENCH BBG-WHT LOW-E

	SMOOTH FG	
6/0X6/8	1584	

Vistagrande Entry Doors

Instantly brighten any space with Vistagrande Flush-Glazed Fiberglass doors. Vistagrande doors offer a wider viewing area (26" wide glass) and cleaner appearance over traditional glass inserts.



3/4 GLASS 6LT SDL LOW-E


	SMOOTH FG	FIR TXT FG
3/0X6/8	697	840
W/1-12"SL	1146	1472
W/2-12"SL	1595	2105

3/4 GLASS 1LT LOW-E

	SMOOTH FG	FIR TXT FG
3/0X6/8	559	695
W/1-12"SL	980	1219
W/2-12"SL	1399	1743

FULL GLASS LOW-E (OPT. SDL)

	SM FG 1LT	SM FG W/SDL
3/0X6/8	470	729
W/1-12"SL	856	1294
W/2-12"SL	1243	1859



3/4 GLASS 3LT SDL-3-1/2" BARS

	SMOOTH FG	FIR TXT FG
3/0X6/8	688	1084
CTR HINGED PATIO		
6/0X6/8	1416	2208
6/0X6/8 FRENCH	1476	2268

FULL GLASS 4LT SDL-3-1/2" BARS

	SMOOTH FG	FIR TXT FG
3/0X6/8	665	1052
CTR HINGED PATIO		
6/0X6/8	1370	2144
6/0X6/8 FRENCH	1430	2204

15 LT GBG LOW-E

	SMOOTH FG
2/6X6/8	540
2/8X6/8	540
3/0X6/8	540

1LT LOW-E

	SMOOTH FG	FIR TXT FG
2/6X6/8	470	SPEC. ORDER
2/8X6/8	470	SPEC. ORDER
3/0X6/8	470	626

*For the full Masonite Vistagrande offering see the Masonite Full Line Catalog or MAX Configurator

Heritage Craftsman (Add Dentil Shelf - \$136)



CRAFTSMAN PORTRAIT	SMOOTH FG	FIR TEXTURED FIBERGLASS	STEEL*
	3/0X6/8	540	642
3/0X8/0	714	825	N/A

CRAFTSMAN RAIN	SMOOTH FG	FIR TEXTURED FIBERGLASS	STEEL*
	3/0X6/8	559	698
3/0X8/0	733	881	N/A

CRAFTSMAN PEAR	SMOOTH FG	FIR TEXTURED FIBERGLASS	STEEL
	DOOR 3/0X6/8	559	698
+1 12" OR 14" SL	928	1675	734
+2 12" OR 14" SL	1296	1789	1058

*Steel door will have raised panels.



CRAFTSMAN 2 PNL 3 LT	FIR TEXTURED FIBERGLASS BFT-2C-03	SMOOTH FIBERGLASS BLS-2C-03 *PICTURED
	DOOR 3/0X6/8	573
+ 1 12" OR 14" SL	1054	762
+ 2 12" OR 14" SL	1536	1076
DOOR 3/0X8/0	897	751
+ 1 12" OR 14" SL	1436	1198
+ 2 12" OR 14" SL	1974	1644

CRAFTSMAN 2 PNL 6 LT	FIR TEXTURED FIBERGLASS BFT-2C-06 *PICTURED	SMOOTH FIBERGLASS BLS-2C-06
	DOOR	573
+ 1 12" OR 14" SL	1054	762
+ 2 12" OR 14" SL	1536	1076
DOOR 3/0X8/0	897	751
+ 1 12" OR 14" SL	1436	1198
+ 2 12" OR 14" SL	1974	1644

CRAFTSMAN 2 PNL	STEEL 3 LITE *PICTURED	STEEL 6 LITE
	DOOR	336
+ 1 12" SL	620	620
+ 2 12" SL	904	904

* All units priced with 4 9/16 primed frames

Lexington Entry Systems

by

KENTUCKY WHOLESALE BUILDING PRODUCTS

Kentucky Wholesale pre-hangs Masonite® door panels using the finest quality components. Treated and primed frames are standard, with options for rot free frames, as well as white, almond, or sand clad frames. Premium Oak high-dam adjustable inswing or outswing sills and continuous head & sill for sidelite units, are all standard. Glass options include: grill between glass (in white, tan, or 2 tone), low-e glass, and blind between glass (also raise & tilt). Also available are many options for jamb (wall) thickness, spread mulls, and fixed/operating configurations.



Continuous head, sill and mull system

Utilizing a continuous head, sill and one-piece mull assembly maximizes the stability and rigidity of any sidelited unit. This continuous system also simplifies assembly and virtually eliminates racking and bending. NOTE: Mill finish is standard on all sills. Bronze finish is also available.

High Performance weather stripping

Vinyl-wrapped, foam-filled, compression weather-stripping and corner seals are added to the door frame providing protection against air and water infiltration.

High-dam adjustable sill

High-dam sills create a positive barrier to water infiltration. The high-dam design feature holds back the inevitable rise in the water level against the threshold as wind speed increases. Combining high-dam technology with a high quality door bottom seal, securely protects the bottom of the door unit from air and water infiltration.

The adjustable cap feature allows for easy field alterations. Fixed bumper and low-profile designs are also available to meet outswing or handicap accessible applications.

Exterior frame system

Primed wood frames and applied brickmould are standard. For additional frame options, such as other frame depths, stainable frames, vinyl-clad frames, and PVC brickmould, please see your dealer.

OVER 150 YEARS OF CRAFTSMANSHIP.

At Young Manufacturing, craftsmanship means more than just all-clad construction, the finest materials and an uncompromising work ethic. It is the Young Family's commitment to **long-lasting durability** and **maintenance-free performance** that dates back to 1858.

Fully-cladded maintenance-free exterior
Flashing weatherstrip keeps water out and protects the exterior components

HP CLAD® SILL
100% Prime Hardwood

Look for the name Young stamped on every one of our products as a sign of our pride, our commitment and, yes, our craftsmanship.

YOUNG
OAK MILLWORK FOLKS
1-800-545-6595
www.youngmanufacturing.com

Magnolia Collection

All panels available in steel, textured fiberglass and smooth fiberglass
 All glass available in zinc and patina | Transoms available for 1/0-3/0-1/0 units only | Rough opening heights for doors including transoms: rectangular 95 3/4", elliptical 97 1/4"



MAGS748 MAG748 MAGS748



MAGS748 MAG648 MAGS748



MAGS748 MAG248 MAGS748
 (Not available in Patina)

MAG748	STEEL	TEXTURED FIBERGLASS	SMOOTH FIBERGLASS
DOOR	687	876	795
+ 1SL	1168	1536	1400
+ 2SL	1525	2070	1876
+ 2SL & RECT. TRANSOM	2234	2801	2602
+ 2SL & ELLIP. TRANSOM	2706	3285	3093

MAG648	STEEL	TEXTURED FIBERGLASS	SMOOTH FIBERGLASS
DOOR	655	835	759
+ 1SL	1133	1496	1359
+ 2SL	1490	2030	1828
+ 2SL & RECT. TRANSOM	2196	2759	2561
+ 2SL & ELLIP. TRANSOM	2670	3245	3050

MAG248	STEEL	TEXTURED FIBERGLASS	SMOOTH FIBERGLASS
DOOR	403	570	495
+ 1SL	881	1230	1092
+ 2SL	1238	1765	1569
+ 2SL & RECT. TRANSOM	1965	2495	2298
+ 2SL & ELLIP. TRANSOM	2419	2980	2783



MAGS348 MAG348 MAGS348



MAGS548 MAG548 MAGS548



MAGS548 MAG448 MAGS548

MAG348	STEEL	TEXTURED FIBERGLASS	SMOOTH FIBERGLASS
DOOR	567	734	654
+ 1SL	970	1327	1194
+ 2SL	1256	1796	1605
+ 2SL & RECT. TRANSOM	1966	2525	2334
+ 2SL & ELLIP. TRANSOM	2348	3012	2819

MAG548	STEEL	OAK TXT FIBERGLASS	MAHOGANY TXT FG	SMOOTH FIBERGLASS
DOOR	677	820	1056	732
+ 1SL	1175	1545	1975	1336
+ 2SL	1535	2130	2733	1875
+ 2SL & RECT. TRANSOM	2244	2859	3462	2603
+ 2SL & ELLIP. TRANSOM	2718	3346	3950	3091

MAG448	STEEL	TEXTURED FIBERGLASS	SMOOTH FIBERGLASS
DOOR	548	701	640
+ 1SL	1037	1412	1256
+ 2SL	1408	1998	1743
+ 2SL & RECT. TRANSOM	2110	2760	2472
+ 2SL & ELLIP. TRANSOM	2590	3213	2958

*One-panel bottom available in steel, smooth FG and Mahogany textured FG. * Two-panel bottom available in steel, smooth FG and Oak textured FG.

* All units priced with 4 9/16 primed frames

Brookstone Collection

All panels available in both steel, textured fiberglass and smooth fiberglass | Brookstone available with zinc coming only. Rough opening heights for doors including transoms: rectangular 95 3/4", elliptical 97 1/4"



BR704S BR704 BR704S



BR504S BR504 BR504S



BR704S BR604 BR704S

BR704	STEEL	TEXTURED FIBERGLASS	SMOOTH FIBERGLASS
	DOOR	669	854
+ 1SL	1143	1490	1378
+ 2SL	1500	2050	1851
+ 2SL & RECT. TRANSOM	2177	2744	2548
+ 2SL & ELLIP. TRANSOM	2649	3230	3032

BR504	STEEL	OAK TXT FIBERGLASS	MAHOGANY TXT FG	SMOOTH FIBERGLASS
	DOOR	659	822	1058
+ 1SL	1150	1531	1962	1373
+ 2SL	1522	2117	2720	1860
+ 2SL & RECT. TRANSOM	2196	2812	3415	2557
+ 2SL & ELLIP. TRANSOM	2670	3300	3902	3043

BR604	STEEL	TEXTURED FIBERGLASS	SMOOTH FIBERGLASS
	DOOR	631	810
+ 1SL	1108	1468	1300
+ 2SL	1466	2002	1808
+ 2SL & RECT. TRANSOM	2141	2697	2502
+ 2SL & ELLIP. TRANSOM	2613	3176	2990

*One-panel bottom available in steel, smooth FG and Mahogany textured FG.
* Two-panel bottom available in steel, smooth FG and Oak textured FG.



704S BR804 BR704S
(NOT AVAILABLE IN SMOOTH FG)



BR504S BR404 BR504S

BR804	STEEL	TEXTURED FIBERGLASS	SMOOTH FIBERGLASS
	DOOR	527	792
+ 1SL	1001	1450	N/A
+ 2SL	1358	1983	N/A
+ 2SL & RECT. TRANSOM	2033	2678	N/A
+ 2SL & ELLIP. TRANSOM	2506	3167	N/A

BR404	STEEL	TEXTURED FIBERGLASS	SMOOTH FIBERGLASS
	DOOR	544	700
+ 1SL	983	1409	1250
+ 2SL	1354	1994	1739
+ 2SL & RECT. TRANSOM	2029	2689	2435
+ 2SL & ELLIP. TRANSOM	2503	3176	2922



* All units priced with 4 9/16 primed frames

Oak Park Collection

All panels available in steel, textured fiberglass and smooth fiberglass
Available in patina coming only. Rough opening heights for doors including rectangular transom 95 3/4"



543S 543 543S



343S 343 343S



743S 743 743S

OP543	STEEL	OAK TXT FG	MAHOGANY TXT FG	SMOOTH FG
DOOR	635	795	924	730
+ 1SL	1102	1484	1914	1320
+ 2SL	1450	2050	2652	1789
+ 2SL & RECT. TRANSMOM	2160	2776	3491	2518

OP343	STEEL	TEXTURED FIBERGLASS	SMOOTH FIBERGLASS
DOOR	552	721	639
+ 1SL	955	1306	1177
+ 2SL	1243	1780	1589
+ 2SL & RECT. TRANSMOM	1950	2509	2315

OP743	STEEL	TEXTURED FIBERGLASS	SMOOTH FIBERGLASS
DOOR	670	858	778
+ 1SL	1122	1493	1354
+ 2SL	1456	2005	1806
+ 2SL & RECT. TRANSMOM	2165	2734	2533

*One-panel bottom available in steel, smooth FG and Mahogany textured FG. *Two-panel bottom available in steel, smooth FG and Oak textured FG

Element Collection


All panels available in steel, textured fiberglass and smooth fiberglass
Available in patina coming only



ELE450 ELE404 ELE450



ELE129 ELE106 ELE129



ELE151 ELE122 ELE151

ELE404	STEEL	OAK TXT FG	MAHOGANY TXT FG	SMOOTH FG
DOOR	710	867	1139	805
+ 1SL	1197	1499	2041	1395
+ 2SL	1683	2130	2943	1985

ELE106	STEEL	TEXTURED FIBERGLASS	SMOOTH FIBERGLASS
DOOR	511	654	565
+ 1SL	867	1145	980
+ 2SL	1224	1636	1395

ELE122	STEEL	TEXTURED FIBERGLASS	SMOOTH FIBERGLASS
DOOR	779	944	881
+ 1SL	1289	1611	1491
+ 2SL	1798	2276	2101

*One-panel bottom available in steel, smooth FG and Mahogany textured FG. *Two-panel bottom available in steel, smooth FG and Oak textured FG.

* All units priced with 4 9/16 primed frames

Element Collection



ELE615 ELE215 ELE615
(STEEL DOOR HAS RAISED PANELS)

ELE215	STEEL	FIR FIBERGLASS	SMOOTH FIBERGLASS
DOOR	489	777	637
+ 1SL	814	1324	1008
+ 2SL	1140	1871	1379
DENTIL SHELF APPLIED	136	136	136



ELE151 ELE137 ELE151

ELE137	STEEL	TEXTURED FIBERGLASS	SMOOTH FIBERGLASS
DOOR	387	537	438
+ 1SL	896	1202	1009
+ 2SL	1406	1869	1579

Georgian Collection

All panels available in steel, textured fiberglass and smooth fiberglass
Glass stocked in zinc coming only, brass available special order



GEO450 GEO304 GEO450

GEO304	STEEL	TEXTURED FIBERGLASS	SMOOTH FIBERGLASS
DOOR	542	698	601
+ 1SL	983	1284	1098
+ 2SL	1423	1869	1597



GEO151 GEO300 GEO151

GEO300	STEEL	TEXTURED FIBERGLASS	SMOOTH FIBERGLASS
DOOR	704	838	760
+ 1SL	1181	1472	1298
+ 2SL	1659	2105	1835



GEO450 GEO404-1P GEO450

GEO404-1P	STEEL	OAK TXT FG	MAHOGANY TXT FG	SMOOTH FG
DOOR	638	797	1066	695
+ 1SL	1185	1382	1922	1242
+ 2SL	1550	1968	2778	1789



GEO129 GEO106 GEO129

GEO106	STEEL	TEXTURED FIBERGLASS	SMOOTH FIBERGLASS
DOOR	468	610	521
+ 1SL	798	1075	909
+ 2SL	1128	1540	1298

* All units priced with 4 9/16 primed frames

*One-panel bottom available in steel, smooth FG and Mahogany textured FG.
* Two-panel bottom available in steel, smooth FG and Oak textured FG.

* All units priced with 4 9/16 primed frames

Conquistador Collection

All panels available in steel, textured fiberglass and smooth fiberglass | Wrought Iron between the glass
Hammered glass for exceptional privacy



CQ3026 CQ3100 CO3026



CQ3848 CQ3248 CQ3848

CQ3100	STEEL	TEXTURED FIBERGLASS	SMOOTH FIBERGLASS
DOOR	633	791	721
+ 1SL	1049	1356	1236
+ 2SL	1369	1817	1654

CQ3248	STEEL	OAK TXT FG	MAHOGANY TXT FG	SMOOTH FIBERGLASS
DOOR	512	723	950	671
+ 1SL	1006	1320	1734	1241
+ 2SL	1325	1814	2394	1603



*One-panel bottom available in steel, smooth FG and Mahogany textured FG.
* Two-panel bottom available in steel, smooth FG and Oak textured FG.

Iron Springs

All panels available in steel, textured fiberglass and smooth fiberglass | Wrought Iron between the glass | Hammered glass for exceptional privacy | Transom for 1/0 x 3/0 x 1/0 available special order



IRON129 IRON106 IRON129



IRON450 IRON404 IRON450



IRON152 IRON122 IRON152

IRON106	STEEL	TEXTURED FIBERGLASS	SMOOTH FIBERGLASS
DOOR	780	926	837
+ 1SL	1271	1553	1387
+ 2SL	1761	2180	1938



IRON404	STEEL	OAK TXT FIBERGLASS	MAH TXT FIBERGLASS	SMOOTH FIBERGLASS
DOOR	908	1069	1341	970
+ 1SL	1487	1793	2300	1609
+ 2SL	2065	2518	3257	2246

IRON122	STEEL	TEXTURED FIBERGLASS	SMOOTH FIBERGLASS
DOOR	1043	1212	1104
+ 1SL	1649	1975	1770
+ 2SL	2256	2738	2345

*One-panel bottom available in steel, smooth FG and Mahogany textured FG.
* Two-panel bottom available in steel, smooth FG and Oak textured FG.

* All units priced with 4 9/16 primed frames

Modern Door




MOD-217C3-X	STEEL	SMOOTH FIBERGLASS
	3/0 1 LT CLR	553
3/0 1 LT PEAR	758	790
6/0 1 LT CLR	1206	1270
6/0 1 LT PEAR	1616	1680

MOD-217-2P	STEEL	
	3/0 1 LT CLR	378
3/0 1 LT PEAR	446	
6/0 1 LT CLR	856	
6/0 1 LT PEAR	992	

MOD-ELEMENT-2P	STEEL	
	3/0	591
6/0 DBL	1282	

MOD-228C4-X	STEEL	SMOOTH FIBERGLASS
	3/0 1 LT CLR	610
3/0 1 LT PEAR	730	762
6/0 1 LT CLR	1320	1384
6/0 1 LT PEAR	1560	1624



MOD-151S-X	STEEL	SMOOTH FIBERGLASS
	3/0 1 LT CLR	362
3/0 1 LT PEAR	490	522
6/0 1 LT CLR	824	888
6/0 1 LT PEAR	1080	1144

MOD-6823S-X	STEEL	SMOOTH FIBERGLASS
	3/0 1 LT CLR	480
3/0 1 LT PEAR	532	564
6/0 1 LT CLR	1060	1124
6/0 1 LT PEAR	1164	1228

Patio and French Doors



HP19GBG (GRILL BETWEEN GLASS)
5'0, 5'4 & 6'0X6'8

HP19GBG HINGED PATIO	STEEL	TEXTURED FIBERGLASS	SMOOTH FIBERGLASS
CLR IG	674	1015	810
LOW E	724	1065	860
J19GBG FRENCH DOOR			
CLR IG	734	1075	870
LOW E	784	1125	920



HP19GBG-7'6, 8'0, AND 9'0
7'6, 8'0 & 9'0X6'8

HP19GBG HINGED PATIO	STEEL	TEXTURED FIBERGLASS	SMOOTH FIBERGLASS
CLR IG	1100	1552	1304
LOW E	1175	1627	1379

All panels available in steel, smooth and textured fiberglass

J - steel
F - textured fiberglass
SF - smooth fiberglass

- GBG available in white, light tan, dark tan, and two-tone (dark tan/white)
- Clad Plus 2 frames available
- Sliding screen available in white, light tan and dark tan, \$96.
- Prairie GBG in white or light tan. Add \$15 per panel.

REPLACEMENT SIZE (RETRO) SIZES AVAILABLE

	STEEL	TEXTURED FIBERGLASS	SMOOTH FIBERGLASS
5'0X6'8	•		
6'0X6'8	•	•	•
7'6X6'8	•		
9'0X6'8	•	•	•



FHP19C
(FIBERGLASS 1 LT)
5'0, 5'4 & 6'0X6'8

HP19C HINGED PATIO	STEEL	TEXTURED FIBERGLASS	SMOOTH FIBERGLASS
CLR IG	635	976	770
LOW E	685	1026	820
J19C FRENCH DOOR			
CLR IG	695	1036	830
LOW E	745	1086	880



HP19C-7'6, 8'0, AND 9'0
7'6, 8'0 & 9'0X6'8

HP19C HINGED PATIO	STEEL	TEXTURED FIBERGLASS	SMOOTH FIBERGLASS
CLR IG	1042	1494	1245
LOW E	1117	1569	1320

*See back page for rough openings.

* All units priced with 4 9/16 primed frames

Patio and French Doors with Internal Blinds

All panels available in steel, smooth and textured fiberglass

J - steel
F - textured fiberglass
SF - smooth fiberglass



HP19BBG (BLIND BETWEEN GLASS)
5'0, 5'4 & 6'0X6'8



HP19BBG-7'6, 8'0, AND 9'0
7'6, 8'0 & 9'0X6'8



HP19BBG HINGED PATIO	STEEL	TEXTURED FIBERGLASS	SMOOTH FIBERGLASS
CLR IG	865	1208	1002
LOW E	915	1258	1052
J19BBG FRENCH DOOR			
CLR IG	925	1286	1062
LOW E	975	1818	1112

HP19BBG HINGED PATIO	STEEL	TEXTURED FIBERGLASS	SMOOTH FIBERGLASS
CLR IG	1387	1842	1593
LOW E	1462	1917	1668

- Flush glazed panels available in smooth fiberglass
- Clad Plus 2 frames available
- Blinds available in white, white Low E and dark tan Low E
- Sliding screen available in white, light tan and dark tan, \$96.
- BBG/GBG-white contour grids add \$400 for double and \$600 for triple to BBG price

CLAD+2 EXTERIOR DOOR FRAME

US Patent #6,161,343 • US Patent #6,125,605

Over 150 years of Young's proven engineering goes into every Clad+2 Exterior Door Frame. As a result, you get the stability of a hardwood frame with the rot free, maintenance free, never-needs-painting characteristics of vinyl.

1. Polymer-treated hardwood core encased in high-impact vinyl retains its stability indefinitely.
2. Patented zipper leaves no exposed fasteners - a Young exclusive. Yes! ... That means it NEVER needs painting.
3. Stop insulators do not allow water to wick from the face of the sill.
4. Jamb ends are polymer-treated to form a second line of defense against water entry.
5. Insulators on the ends of the jambs, brickmould and all vertical components prevent water from wicking up the frame.

Now in three popular colors



Glacial White



Almond



Sandstone

VINYL CLAD FRAMES	DOUBLE DOOR	5/0 OR 6/0 PATIO	9/0 PATIO
WHITE CLAD FRAME 4-9/16	123	166	259
WHITE CLAD FRAME 6-9/16	159	245	326
ALMOND OR CLAY CLAD FRAME 4-9/16	143	190	291
ALMOND OR CLAY CLAD FRAME 6-9/16	184	287	386



Arch Top TDL Collection Mahogany Frames

All doors with bronze sills and oil rubbed bronze hinges
Rough Opening: 5/0x8/0 - 63"x98-1/2", 6/0x8/0 - 75"x98-1/2"



6 Lite TDL Beveled IG Double with Straight Muntin Bars



6 Lite TDL Rain Glass Double with Straight Muntin Bars

		4 9/16	6 9/16
TDLATD5-5	5'0" X 8'0" MAHOGANY WITH BRICKMOLD	2,520	2,760
TDLATD5-6	6'0" X 8'0" MAHOGANY WITH BRICKMOLD	2,620	2,860

		4 9/16	6 9/16
TDLATD5-5	5'0" X 8'0" MAHOGANY WITH BRICKMOLD	2,255	2,495
TDLATD5-6	6'0" X 8'0" MAHOGANY WITH BRICKMOLD	2,340	2,580

* Doors are unfinished. Failure to properly seal doors and install under adequate overhang will result in loss of warranty coverage.



Square Top TDL Collection

All doors with bronze sills and oil rubbed bronze hinges



6 Lite TDL Beveled IG Glass with Matching Sidelites

		4 9/16	6 9/16
TDL680	3'0" X 8'0" MAHOGANY WITH BEVELED IG	1,155	1,290
TDL680-2	3'0" X 8'0" MAHOGANY WITH 2 14" SIDELITES	2,515	2,625

Rough Opening: 3/0x8/0 - 38-1/2"x98-1/4"
3/0x8/0 w/ 14" Sidelites - 69-1/2"x98-1/4"



Double 6 Lite TDL Beveled IG Glass

		4 9/16	6 9/16
TDL6808	6'0" X 8'0" MAHOGANY WITH BEVELED IG	2,200	2,370

Rough Opening: 6/0x8/0 - 75"x98-1/4"



6 Lite TDL Beveled IG Glass with Matching Sidelites

		4 9/16	6 9/16
TDL686	3'0" X 6'8" MAHOGANY WITH BEVELED IG	1,085	1,185
TDL686-2	3'0" X 6'8" MAHOGANY WITH 2 14" SIDELITES	2,290	2,425
TDL686RAIN	3'0" X 6'8" MAHOGANY WITH RAIN GLASS	985	1085
TDL686-2RAIN	3'0" X 6'8" MAHOGANY W/2 12" SL W/RAIN GLASS	2,070	2,205

Rough Opening: 3/0x6/8 - 38-1/2"x82-1/4"
3/0x6/8 w/2 14" Sidelites - 69-1/2"x82-1/4"



Double 6 Lite TDL Beveled IG Glass

		4 9/16	6 9/16
TDL6868	6'0" X 6'8" MAHOGANY WITH BEVELED IG	2,075	2,200
TDL6868 RAIN	6'0" X 6'8" MAHOGANY WITH RAIN GLASS	1,950	2,075

Rough Opening: 6/0x6/8 - 75"x82-1/4"

* Doors are unfinished. Failure to properly seal doors and install under adequate overhang will result in loss of warranty coverage.

8' Patio and French Doors

Smooth fiberglass and steel doors with Prime Plus jambs and Low-E glass.



HP19C

19C-8	STEEL	SMOOTH FIBERGLASS
3/0X8/0 4-9/16	616	783
3/0X8/0 6-9/16	653	820
6/0X8/0 4-9/16	1274	1584
6/0X8/0 6-9/16	1315	1622
J19C-8 FRENCH DOOR		
6/0X8/0 4-9/16	1364	1674
6/0X8/0 6-9/16	1405	1712



HP50(1P) GBG

19GBG-8	STEEL	SMOOTH FIBERGLASS
3/0X8/0 4-9/16	631	839
3/0X8/0 6-9/16	668	867
6/0X8/0 4-9/16	1306	1616
6/0X8/0 6-9/16	1344	1654
J19GBG FRENCH DOOR		
6/0X8/0 4-9/16	1396	1706
6/0X8/0 6-9/16	1434	1744



HP19BBG-8

19BBG-8	STEEL	SMOOTH FIBERGLASS
3/0X8/0 4-9/16	616	783
3/0X8/0 6-9/16	653	820
6/0X8/0 4-9/16	1274	1584
6/0X8/0 6-9/16	1315	1622
J19BBG FRENCH DOOR		
6/0X8/0 4-9/16	1364	1674
6/0X8/0 6-9/16	1405	1712



HP50(1P) GBG

50(1P)GBG-8	SMOOTH FIBERGLASS
3/0X8/0 4-9/16	672
3/0X8/0 6-9/16	709
6/0X8/0 4-9/16	1348
6/0X8/0 6-9/16	1386
J50(1P)GBG FRENCH DOOR	
6/0X8/0 4-9/16	1438
6/0X8/0 6-9/16	1476

**Kentucky Wholesale requires multi-point hardware on all 8' Fiberglass doors or the warranty on door warpage will be void. See p. 22 for options and pricing.*

8' Entry Doors

Smooth Fiberglass and Mahogany textured Fiberglass doors primed with Prime Plus jamb and Low-e glass
Sidelite units require 2-3 week lead time



15L S300-8 15L

S300-8 SMOOTH FIBERGLASS	4-9/16	6-9/16
3/0X8/0	501	538
W/2-12" SL	1768	1808
J300-8 STEEL		
3/0X8/0	400	437



15L S200SQ-8 15L

S200SQ-8	4-9/16	6-9/16
2/8X8/0	515	552
3/0X8/0	515	552
W/2-12" SL	1780	1820



S200AR

S200AR-8	4-9/16	6-9/16
3/0X8/0	515	552
S200PL-8		
3/0X8/0	515	552



FULL GLASS APPLIED SDL 4 6 OR 8 LITE	SMOOTH FG	MAH TXT FG
2/8X8/0	848	1285
3/0X8/0	848	1285
3/0X8/0 W/1-12" SL	1439	2271
3/0X8/0 W/2-12" SL	2030	3258



3/4 GLASS APPLIED SDL 4 6 OR 8 LITE	SMOOTH FG	MAH TXT FG
2/8X8/0	778	1148
3/0X8/0	778	1148
3/0X8/0 W/1-12" SL	1244	2014
3/0X8/0 W/2-12" SL	1710	2880

*Kentucky Wholesale requires multi-point hardware on all 8' Fiberglass doors or the warranty on door warpage will be void. See p. 22 for options and pricing.

SDL Collection

All units priced with Prime Plus jambs and Low-E glass



50 (1P) SDL6LT



25SDL3LT 50 (1P) SDL6LT 25SDL3LT



19 SDL8LT

50 (1P) SDL6LT	SMOOTH FIBERGLASS	MAH TEXT FIBERGLASS	STEEL	OAK TEXT FIBERGLASS (2P BTM)
3/OX6/8 4-9/16"	558	857	471	638
3/OX6/8 6-9/16"	588	887	501	668
6/OX6/8 4-9/16"	1216	1854	1042	1416
6/OX6/8 6-9/16"	1254	1892	1080	1454

* 4LT available (same price)

50 (1P) SDL6LT	SMOOTH FIBERGLASS	MAH TEXT FIBERGLASS	STEEL	OAK TEXT FIBERGLASS (2P BTM)
3/OX6/8 W/2- 12"				
SIDELITES 4-9/16"	1440	2326	1202	1730
3/OX6/8 W/2- 12"				
SIDELITES 6-9/16"	1481	2367	1243	1771

* 4LT available (same price)

19 SDL8LT	SMOOTH FIBERGLASS	STEEL	OAK TEXT FIBERGLASS
3/OX6/8	589	510	651
6/OX6/8	1278	1120	1402
3/OX6/8 W/2 12" OR 14" 4LT MATCHING SIDELITES	1454	1378	1685



TRADITIONAL STYLE
1-1/8" GRILLE (SDL)



50 (1P) SDL8LT



25SDL4LT 50 (1P) SDL8LT 25SDL4LT

50 (1P) SDL8LT	SMOOTH FIBERGLASS	MAH TEXT FIBERGLASS
3/OX8/0 4-9/16"	800	1136
3/OX8/0 6-9/16"	835	1171
6/OX8/0 4-9/16"	1700	2412
6/OX8/0 6-9/16"	1740	2452

50 (1P) SDL8LT	SMOOTH FIBERGLASS	MAH TEXT FIBERGLASS
3/OX8/0 W/2- 12"		
SIDELITES 4-9/16"	1912	2958
3/OX8/0 W/2- 12"		
SIDELITES 6-9/16"	1952	2998

*Kentucky Wholesale requires multi-point hardware on all 8' Fiberglass doors or the warranty on door warpage will be void. See p. 22 for options and pricing.

MASONITE Wood Doors

All doors Fir Veneer, LVL stiles, Insulated Glass, Prime Jamb



C66

5001

944

506

508


C66	4-9/16	6-9/16	5001	4-9/16	6-9/16
3/0X6/8 DOOR	794	824	3/0X6/8 DOOR	643	673
6/0X6/8 DBL	1688	1726	6/0X6/8 DBL	1386	1424
PANEL ONLY	719		PANEL ONLY	578	

944	4-9/16	6-9/16	506	4-9/16	6-9/16	508	4-9/16	6-9/16
3/0X6/8 DOOR	808	838	3/0X6/8 DOOR	808	838	3/0X6/8 DOOR	808	838
6/0X6/8 DBL	1716	1754	6/0X6/8 DBL	1716	1754	6/0X6/8 DBL	1716	1754
PANEL ONLY	733		PANEL ONLY	733		PANEL ONLY	733	






Kentucky Wholesale Pre-finished Exterior Doors

Choose to have your exterior door and frame painted or stained in several standard colors. 3 week lead time on painted or stained units. Contact your sales rep for color samples.

PRE-FINISHED EXTERIOR DOORS	PAINT (1 COLOR)	PAINT (2 COLORS)	STAIN (1 COLOR)	STAIN (2 COLORS)
PANEL ONLY	321	412	440	460
SINGLE UNIT	502	579	690	736
DOUBLE DOOR UNIT	912	1064	1250	1326
DOOR W/1 SIDELITE	800	864	1014	1079
DOOR W/2 SIDELITES	1043	1124	1319	1402
TRANSOM	413	458	633	678



Multi-Point Locking Systems

ROCKWELL SECURITY LOCKS	LIST PRICING (ADD TO DOOR PRICE)		
	BUILDERS Multi Latch Hardware Only	Nickel, Bronze or Brass \$351 \$101	
	MONACO Multi Latch Hardware Only w/Dummy Kit	Nickel or Bronze \$411 \$159	
	WINDSOR Dead Locking Tongue Hardware Only w/ Dummy Kit	Nickel or Bronze \$488 \$203	
	SAVOY Dead Locking Tongue Hardware Only w/Dummy Kit	Nickel or Bronze \$548 \$270	
	TIMES SQUARE Multi-Latch Hardware Only w/Dummy Kit	Nickel or Bronze \$470 \$219	
		Multi Point Aluminum Astragal for Double Door \$30 8/0 Aluminum Astragal \$45	



As society continues to demand better security, more and more people are turning to multi-point locking systems. The multiple locking points combat forced entry by spreading out the pressure through the full length of the door panel. Additionally the multi-point systems lock the door in place, which keeps the door in better alignment with the frame. This helps to prevent warping in the door and keeps your entry system energy efficient.


* Multi-latch and dead locking tongue hardware are not interchangeable.

Kentucky Wholesale Door

ADDERS AND ADJUSTMENTS

	SINGLE	DOUBLE	5/0 OR 6/0 PATIO	9/0 PATIO PATIO	3/0 DOOR W/2 SIDELITES
LIST PRICE ADDERS (add to cost of standard door)					
4-9/16 Prime Plus Jambs (20 year warranty)	13	13	13	13	13
4-5/8-6-1/2 Prm Custom Jamb Depth	40	50	50	65	42
6-9/16 Jamb Extenders	30	38	41	55	32
6-9/16 Prime Plus Jambs (20 year warranty)	37	46	48	61	37
6-9/16 Prime Plus 8' (add to 4-9/16 8' price)	35	40	45	55	40
6-5/8 to 9-1/2 Prm Custom Jamb Depth	60	80	80	90	65
Clear Pine Stainable Frame - 4-9/16	103	115	192	NA	225
Clear Pine Stainable Frame - 6-9/16	141	161	267	NA	327
Mahogany Stainable Frame - 4-9/16	165	141	NA	NA	276
Mahogany Stainable Frame - 6-9/16	238	230	NA	NA	364
Cut down up to 3"	70	140	140	200	140
Cut down over 3"	140	220	220	350	220
Outswing Unit	7	27	27	41	35
Spring Hinges(2 per door)	25	50	25	25	25
Ball Bearing Hinges(3 per door)	16	32	16	16	16
Bore Only For Peep Site	9	NA	NA	NA	9
Peep Site and Installation	12	NA	NA	NA	12
Security Strike Plate	7	NA	7	NA	NA
PVC Brickmould	15	25	25	30	25
VINYL CLAD FRAMES					
White Clad Frame 4-9/16	98	123	166	259	216
White Clad Frame 6-9/16	127	159	245	326	252
Almond or Clay Clad Frame 4-9/16	112	143	190	291	243
Almond or Clay Clad Frame 6-9/16	148	184	287	386	279
COMPOSITE TEXTURED FRAMES					
Composite 4-9/16" 6/8	60	85	125	N/A	155
Composite 4-9/16" 8/0	60	85	145	N/A	195
Composite 6-9/16" 6/8	155	190	225	N/A	270
Composite 6-9/16" 8/0	170	210	264	N/A	305
DEDUCTIONS					
No Brickmould	-13	-15	-15	-18	-15
No Sill	-17	-35	-35	NA	-35
Door Slab only- No Frame	-75	-	-	-	-
TRANSOMS					
1 Lite Clear Rect.- 4-9/16	195	315	315	385	270
1 Lite Clear Rect.- 6-9/16	215	345	345	425	295
GBG-White Rect.- 4-9/16 (SDL-same price)	225	375	375	485	320
GBG-White Rect.- 6-9/16 (SDL-same price)	240	405	405	525	345
Half Round GBG-White 4-9/16	355	825	825	NA	745
Half Round GBG-Tan 4-9/16	355	825	825	NA	745
*For standard 12" transom add 12" to RO					
MISC ITEMS					
Patio Door Screen	\$96				
Sweep	\$3				
Interior Hinge 3-1/2" (Brass, Satin Nickel, ORB)	\$1.50				
Exterior Hinge 4"x4" (Brass, Satin Nickel, ORB)	\$2				
Exterior Hinge 4"x4-1/4" (Brass, Satin Nickel, ORB)	\$3				
Weatherstrip 6/8 leg	\$1.50				
Weatherstrip 3/0 head	\$1.50				
Corner Pad	\$1.50				
Sill Pan 3/0 4-9/16:			\$14		
Sill Pan 3/0 6-9/16:			\$19		
Sill Pan 6/0 4-9/16:			\$24.60		
Sill Pan 6/0 6-9/16:			\$29.60		
Dog Door Installation			\$75		
Spread Sidelite Mull(Up to 4")			\$100ea		
Ship with Cull Door			\$85		


by



Masonite Door & Sidelite Rough Openings

Single Door	Door / Frame	w/ 1-10"SL	w/ 2-10"SL	w/ 1-12"SL	w/ 2-12"SL	w/ 1-14"SL	w/ 2-14"SL	Double Door	Double Door
(nominal size)	Only							(nominal Size)	& Frame
2'6" x 6'8"	32-1/2"	44"W	55-1/2"	46"W	59-1/2"W	48"W	63-1/2"W	5'-0" x 6'8"	63"
2'8" x 6'8"	34-1/2"	46"W	57-1/2"	48"W	61-1/2"W	50"W	65-1/2"W	5'4" x 6'8"	67"
3'0" x 6'8"	38-1/2"	50"W	61-1/2"W	52"W	65-1/2"W	54"W	69-1/2"W	6'0" x 6'8"	75"
6'8" R.O. Height	82-1/4"	82-1/4"	82-1/4"	82-1/4"	82-1/4"	82-1/4"	82-1/4"		82-1/4"
8'0" R.O. Height	98-1/4"	98-1/4"	98-1/4"	98-1/4"	98-1/4"	98-1/4"	98-1/4"		98-1/4"
Sidelite Frame Only		12"		14"		16"			

(Please call for ADA or outswing openings)



**KENTUCKY
WHOLESALE
BUILDING PRODUCTS**

954 Delaware Avenue
P.O. Box 2120
Lexington, KY 40587-2120

kywholesale.com

Printed March 2019

All entry doors must be shimmed to make unit plumb and level before nailing jambs. If a sill pan is not used under the door, then installer must caulk under the sill for leak protection.

Patio Doors	Full Size	Replacement Sizes
(nominal size)	(HP Series)	(RHP Series)
6'8" R/O. Height	82-1/4"	80-1/16"
8'0" R/O. Height	98-1/4"	NA
5'-0" x 6'8"	63"W	60-3/8"W
6'0" x 6'8"	75"W	72-3/8"W
7'6" x 6'8"	93-3/4"W	89-13/16" W
9'0" x 6'8"	111-3/4"W	107-13/16" W